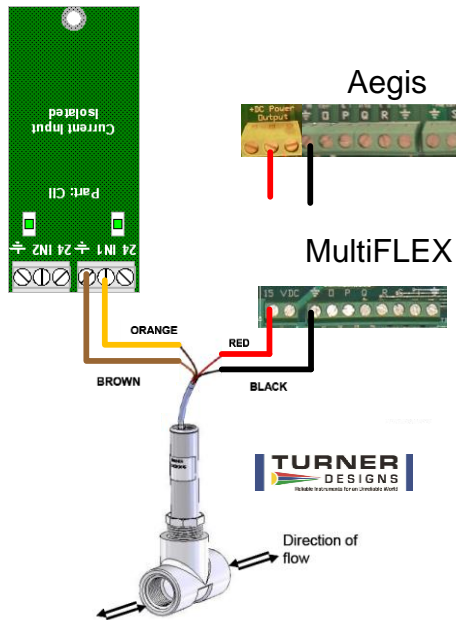


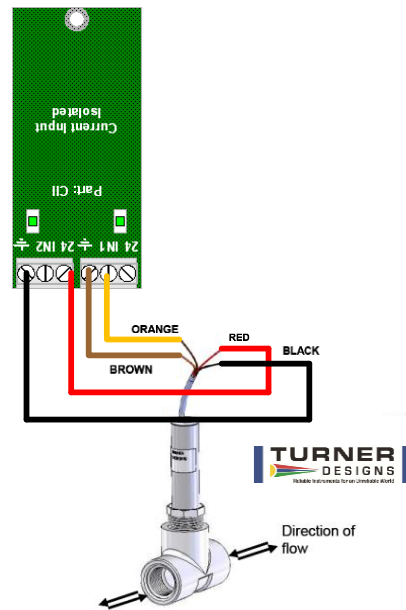
TERMINATING TURNER DESIGNS LITTLE DIPPER WITH MULTIFLEX OR AEGIS CONTROLLER

The Little Dipper fluorometer can feed a 4-20mA signal to a MultiFLEX or Aegis controller using the on-board power in the controller and an isolated input driver, or using the power from the second input. (Any supply of 8 to 30VDC). The power supply must be isolated from the analog input. Notice that your driver card may not be positioned as shown here. Pay close attention to the terminal markings and color of the wires.


ProMinent®



This method uses the on-board 15VDC supply. The driver must be the isolated input driver, part number 7760707. This example shows the signal connected to input 1. Input 2 can be used by moving the brown and yellow wires to ground and In2



This method uses the power from one side of the isolated driver input card, 7760707, and inputs the signal on the other side. This is possible because the driver card is isolated from the controller and each side from the other



This method uses a 120VAC to 24VDC power supply, part number 7500039. Input can be moved to the second input by moving both brown and orange wires. Either type of driver card may be used, isolated 7760707 or non isolated 7760250 (shown)

**NOTE: The cooling application sensor has a range of 0 – 300ppb of PTSA. Do not use with fluorescein dye.
Set the gain for 0.375 and offset -75.0 to scale the CII driver input.
For Aegis G input, gain is 0.1875, Offset is -75.0**

Ordering information:	
Isolated input driver CII	7760707
Non-isolated input driver CI	7760250
The Little Dipper fluorometer	7500727
100 ppb calibration standard	7500725
24VDC power supply	7500039