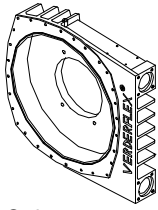






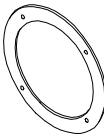







# VERDERFLEX


## VF32 Spare Components

Ref	Description	Part No.	No-Off
2	Casing	129.1195	1
			
59	Front Cover O-ring	129.0078	1
			
	(405mmØ x 3.5mm approx)		
49	Front Cover (12 Holes)	129.1142	1
54	Rotor MK 3	129.0050	1
			
58	Rotor Shoe Assembly		1
			
	Aluminium	129.1357.A	
	Stainless Steel	129.1357.S	
	Other _____	-	
57	Shim (pack of 12)	129.1388.M 1	
			
50	Taper Lock Bush Type 2012 (40mm Bore)	129.0064	1
			
36	Hose	See below	1
			
	NR (black)	129.0004	
	NBR (black)	129.0515	
	EPDM (black)	129.0013	
	NBR (white)	129.0524	
15	Drive Gasket	129.0482	1
			
43	Inspection Cover	129.0224.P	1
44	Inspection Cover Gasket	129.0230	1
21/22	Filler Tube	129.0760	1
26/30	Port Flange O Ring Pack (Inner)	129.1401	10 / Pack
32	Port Flange O Ring 	129.1433	10 / Pack


Ref Description Part No. No-Off

Flange Sealing Kits – Containing:			
32	Port Flange O-ring (outer) (84 x 3.0)		2
26/30	Port Flange O-ring (inner) (31.5 x 3.0)		2
20	Sealing Ring		2
129.1034 - (To Suit Flanged Port Flanges)			

Port Flange Assembly – Containing:			
Flanged Port Flanges			2
24	Flanged PN16	129.0887 MS or SS	
	Flanged ANSI 150lb	129.1337 MS or SS	
	Flanged JIS	129.1024 MS or SS	
	Tri Clamp	129.1294.SS	

Inserts Pair – Containing			
Flanged Inserts			2
25	Flanged		
	Flanged St. St.	129.1411.S	
	Flanged Polyprop.	129.1411.P	
	Flanged PVDF	129.1411.V	

VF32 Fastener Kits (See Detail Next Page)	
Rated : P = Plated , SS = Stainless	
VF32 Close Coupled Mounting Frame Fastener Kit	129.0903.1P
VF32 Rotor Shoe Ass'y Fastener Pack	129.0903.2P
VF32 Port Flange Ass'y Fastener Pack	129.0903.3P
VF32 Casing Ass'y Fastener Pack	129.0903.4P
VF32 Long Coupled Mounting Frame Kit	129.0903.5P

Verderlube - VF32 Standard Quantity			
	3 litre	Verderlube	129.1379
	3 litre	Verdersil	129.1505

# VERDERFLEX

## VF32 Fastener Kit Breakdown

### VF32 Mounting Frame Assembly Fastener Kit – 129.0903.1P

Ref	Part	Torque	Use	Quantity
10	M10 Washer		Mounting Frame to Pump Case	4
11	M10 x 25 Bolt	34Nm(24.5ft/lb)	Mounting Frame to Pump Case	4
06	M10 x 30 Bolt	26Nm(18.7ft/lb)	Crossmembers to Support Frame	2
08	M10 Nylon Insert Nut		Crossmembers to Support Frame	2
07	M10 Washer		Crossmembers to Support Frame	4

### VF32 Rotor Shoe Assembly Fastener Kit – 129.0903.2P

Ref	Part	Torque	Use	Quantity
38	M12 Washer		Rotor Shoe Fastening	2
37	M12 x 35 Bolt	22Nm (15.8ft/lb)	Rotor Shoe Fastening	2
55	M8 x 20 Split Dowel Pin		Rotor Shoe Fastening	2

### VF32 Port Flange Assembly Fastener Kit – 129.0903.3P

Ref	Part	Torque	Use	Quantity
28	M10 Washer		Port Flange To Pump Case Connection	8
27	M10 X 30 Bolt	24Nm (17.3ft/lb)	Port Flange To Pump Case Connection	8

### VF32 Casing Assembly Fastener Kit – 129.0903.4P

Ref	Part	Torque	Use	Quantity
17	M12 X 55 Bolt	50Nm (36ft/lb)	Drive To Gearbox Connection	4
16	M12 Washer		Drive To Gearbox Connection	8
18	M12 Nylon Insert Nut		Drive To Gearbox Connection	4
40	M10 X 20 Bolt	24Nm(17.3ft/lb)	Front Cover To Pump Case Connection	8
39	M10 Washer		Front Cover To Pump Case Connection	12
41	M6 Nylon Washer		Inspection Cover to Front Cover	8
34	1/2" BSP Plug	50Nm (36ft/lb)	Drain Plug	2
35	M20 Nylon Washer		Drain Plug	2
48	M10 x 30 Stud		Front Cover to Pump Case Connection	4
42	M6 x 16 Bolt	5Nm (3.6ft/lb)	Inspection Cover to Front Cover	8
47	M10 Full Nut	26Nm(18.7ft/lb)	Front Cover To Pump Case Connection	4
03	M12 Eye Bolt		Lifting Point on Casing	1

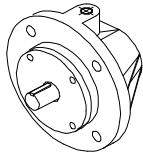
### VF32 Mounting Frame Assembly Fastener Kit – 129.0903.5P

Ref	Part	Torque	Use	Quantity
10	M10 Washer		Mounting Frame to Pump Case	4
11	M10 x 25 Bolt	34Nm(24.5ft/lb)	Mounting Frame to Pump Case	4
06	M10 x 30 Bolt	26Nm(18.7ft/lb)	Long Coupled Only – Baseplate	4
08	M10 Nylon Insert Nut		Long Coupled Only – Baseplate	4
07	M10 Washer		Long Coupled Only – Baseplate	8
	M8 x 24 Dowel Pin		Long Coupled Only – Baseplate	4

# VERDERFLEX

## VF32 Spare Components

Ref	Description	Part No.	No-Off
-----	-------------	----------	--------



19b	Bearing Housing Assembly	129.0783	1	
	Bearing House O Ring Kit	129.1443	1	Pack of 2
	Bearing House Lip Seal Kit	129.1453	1	Pack of 2
	Bearing House Bearing Kit	129.1463	1	Pack of 2
	Bearing House Shaft Key Kit	129.1473	1	
	Bearing House Shaft	129.0161	1	
	Seal Plate	129.0173	1	
33/14	Close Coupled Mounting Frame Mild Steel	129.1317.MC	1	
	Close Coupled Mounting Frame Stainless Steel	129.1317.SC	1	
9/13	Long Coupled Mounting Frame Mild Steel	129.1317.ML	1	